



Angel Ventlock®

Window opening control devices

Child window safety is no accident.

Angel Ventlock®

Window fall protection



It's an unfortunate fact that every year over 4,000 children fall through open windows.

Of those, 15-20 are killed and at least 80% are under the age of four. (Source: Home Safety Facts and Figures, RoSPA).

Fitting Window opening control devices will reduce this statistic. The Angel Ventlock® is used by some of the world's largest window companies and has been tested to the most stringent International (ASTM F2090) and European (BS EN 14351-1:2006) Standards.

Angel surpasses all forced entry tests, allows for egress and automatically resets when the window is closed.

The British Standard states 'Safety restrictors should be fitted to any accessible opening window where children or adults are at risk of falling out'.

An accessible window is defined as one where any part of it is 1500mm or less above floor level.

Angel Ventlocks® are available for both sash and casement windows.



The legislation

Where do safety restrictors need to be fitted?

BS 8213 Part 1 States:

a) Safety restrictors should be fitted to any accessible opening window where children or adults are at risk of falling out.

'An accessible window is defined as one where any part of it is 1500mm or less above floor level. This means that any accessible window with a sill height of less than 1500mm should be fitted with compliant safety restrictors.'

b) If safety restrictors are to be fitted to fire escape windows, then the positioning of the device should be such that the occupant does not have to spend time searching for the release. The release can be achieved without prior instruction and cannot be confused with other operations.

What type of Safety restrictors should I fit?

BS EN 14351-1:2006 States:

Safety restrictors should operate so that they:

a) Limit the initial window opening to less than 100 mm.

b) Cannot normally be released by a child under 5 years old (ASTM F2090 defines that the release mechanism must be operated by either 2 single actions or 1 dual action).

c) Are readily identifiable and capable of being released by an adult (without prior instruction) on windows suitable as a means of escape in case of fire.

d) Re-engage automatically when an opening sash is returned to the initial restricted opening position, or to a closed position. Using the sash to set the device is not permissible (ASTM F2090).

e) Are not lockable on windows suitable as a means of escape in case of fire.

Clear written information on the operation of the fitted safety restrictors, and any potential risks or limitations in use, should be provided to owners and occupiers by window installers. When it is necessary to open the window fully, return the window to a position where the restrictor automatically re-engages as soon as possible.

Safety restrictors should be tested in accordance with DD CEN/TS 13126-5:2004 and should be:

a) Durability tested under DD CEN/TS 13126-5:2004 7.3, grade 5.

b) Strength tested under DD CEN/TS 13126-5:2004 7.4

c) Corrosion resistance tested under DD CEN/TS 13126-5:2004 7.5, and conform to BS EN 1670 Class 3 (96 hours) or better.

Note: Restrictors can be either an integral part of the window operating gear or a separate item of hardware which can be fitted to a window at the time of manufacture or later. Restrictors should meet the requirements of BS 6375-2. EN 14351-1 clause 4.8 "load bearing capacity of safety devices" specifies testing in accordance with EN 14609 or EN 948 at a load of 350 N.

Always reference ASTM F2090 when specifying Window Opening Control Devices.

Sash window restrictors

Timber Windows

Retrofit	6
Face fix	8
Side fix	10

PVCu Windows

Retrofit	12
Side fix	14



Side Fix

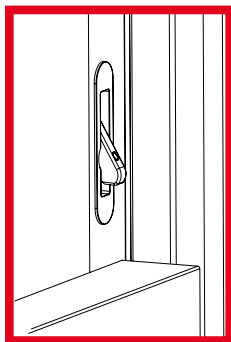


Face Fix

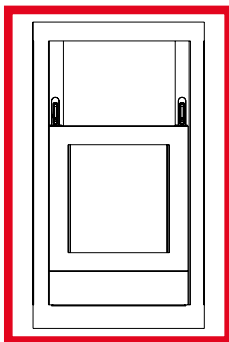


Retrofit

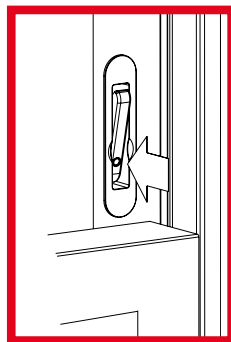
How **Angel Ventlock®** keeps your child safe




Angel Ventlock® set



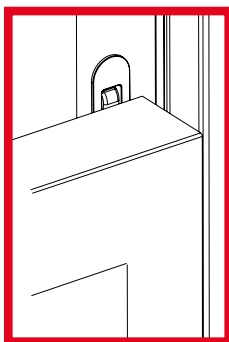
**Sash is stopped when
opened to 100mm**



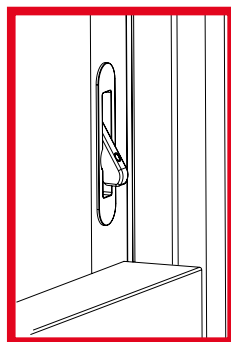
**Push arm in (repeat
on opposite side)**



Sash can be raised



**The arm unlatches as
the sash is raised**



**The arm resets as the
sash is lowered**

There are various forms of the Angel Ventlock®. The face-mounted, side-mounted and snap-in versions are designed to be installed by the window manufacturer. They can be used with PVCu, timber and aluminium windows. They are all aesthetically pleasing. Additionally, there is a range of aftermarket versions of the Angel Ventlock® designed to fit timber, aluminium and PVCu windows.

If you are unsure if Angel Ventlock® will fit your window, please contact us for advice.

Timber windows

Retrofit version

The Retrofit version is for aftermarket use on timber and aluminium sash windows.



Brass (PVD)



Chrome



White



Satin Chrome

Antique brass, satin nickel and black versions also available.



In detail ...

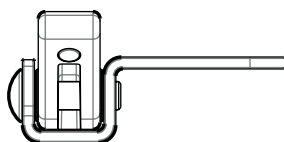
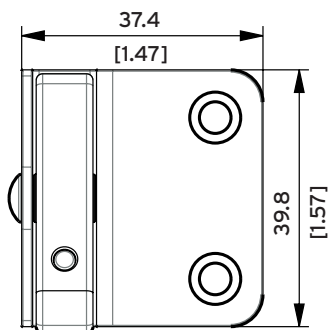
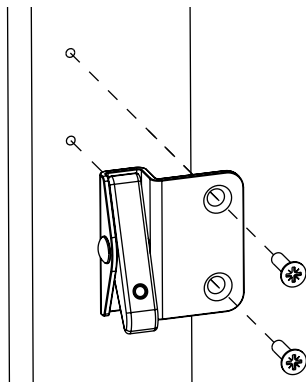
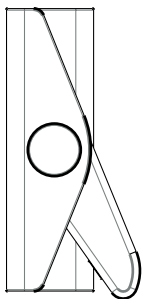
Primarily fitted as an aftermarket device where removal of the sash is difficult. The Retrofit version is fitted onto the stiles of the top sash - one on either side. The units are single action, so fitting two ensures compliance with **ASTM F2090** and **BS EN 14351-1:2006**.

This type can also be installed as a factory-fitted device to avoid interruption of assembly lines.

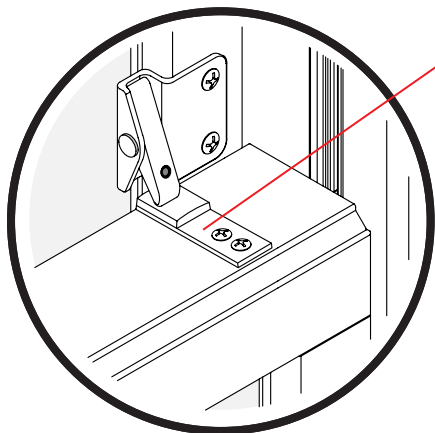
Specifications & installation instructions are available as a download from our website.

Supplied as a handed pair. Quote stock code: ANGELR

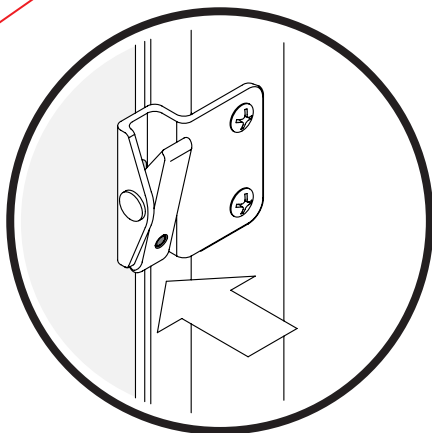
To ensure you have the correct product for your window always call our salesline for advice before purchasing.



Strike plates included



**Unit automatically engages
when window is shut**



Press dot to disengage

Timber windows

Face Fix version

The Face Fix version is for use on timber and aluminium sash windows.



Brass (PVD)



Chrome



White



Satin Chrome

Angel Face Fix is also available in a locking version and antique brass, satin nickel, and black finishes.



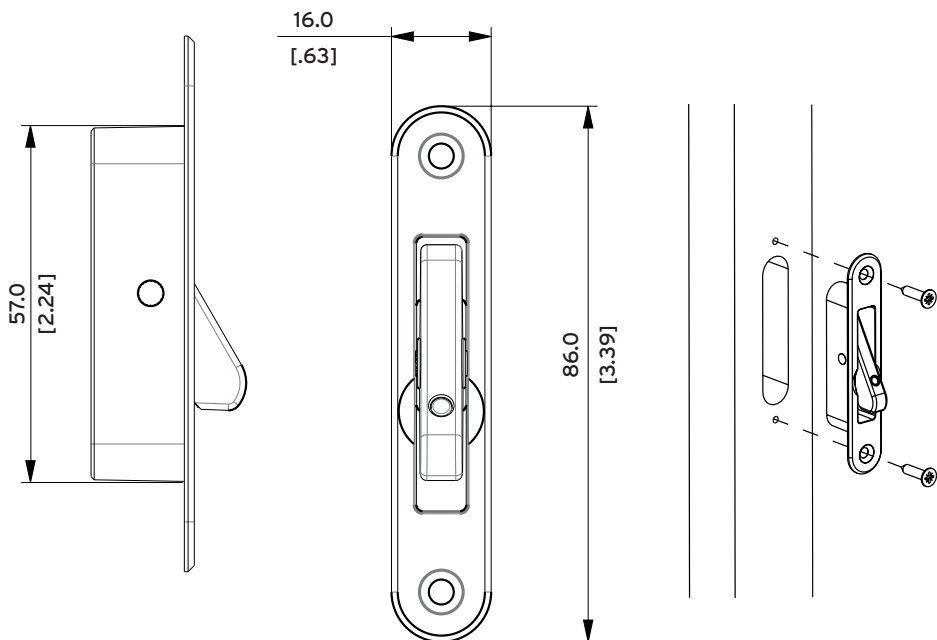
The unit is primarily factory-fitted as removal of the sash is required. However, provided the sashes can be removed easily, the Face Fix version is also suitable for use where the sashes have already been installed. The Face Fix version is fitted into the stiles of the top sash - one on each side.

The units are single action, so fitting two ensures compliance with ASTM F2090 and BS EN 14351-1:2006. Fixing is through the front of the unit and into the sash.

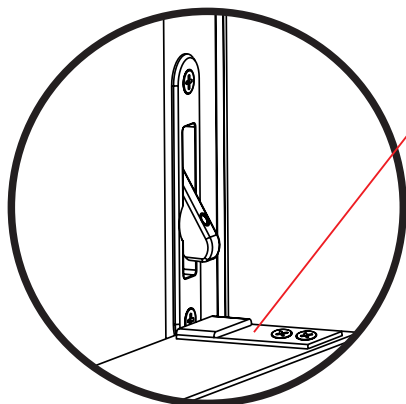
Specifications & installation instructions are supplied and also available as a download from our website.

Supplied as a pair. Quote stock code: ANGELF


To ensure you have the correct product for your window always call our salesline for advice before purchasing.



Strike plates included



**Unit automatically engages
when window is shut**



Press dot to disengage

Timber windows

Side Fix version

The Face Fix version is for use on timber and aluminium sash windows.



Brass (PVD)



Chrome



White



Satin Chrome

Angel Side Fix is also available in a locking version and antique brass, satin nickel, and black finishes.



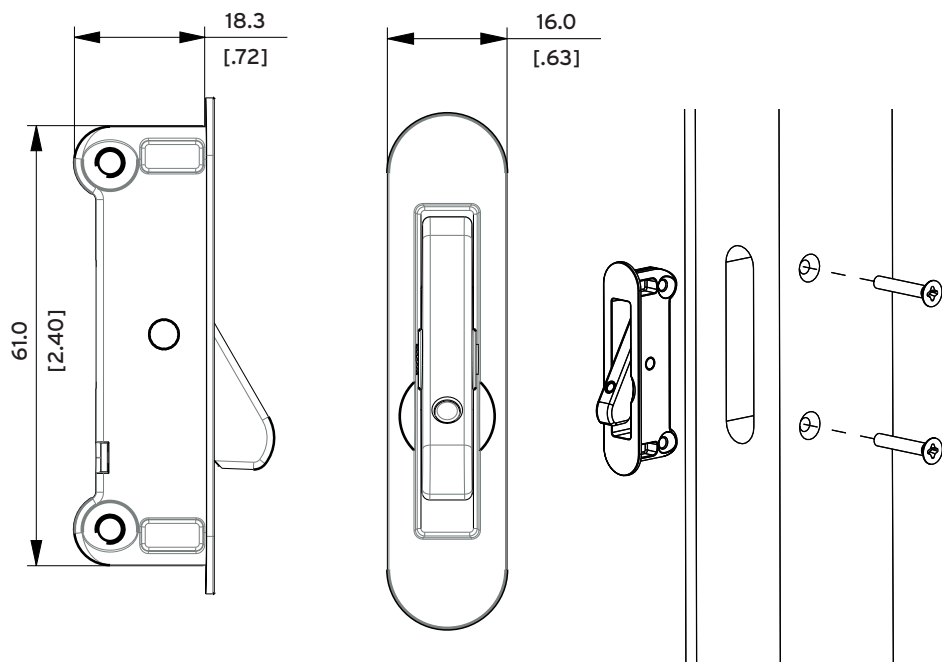
The unit is primarily factory-fitted as removal of the sash is required. However, provided the sashes can be removed easily, the Side Fix version is also suitable for use where the sashes have already been installed. The Side Fix version is fitted into the stiles of the top sash - one on each side.

The units are single action, so fitting two ensures compliance with **ASTM F2090** and **BS EN 14351-1:2006**. Fixing is through the side of the sash and into the unit. Screw holes are not visible and the units are therefore tamper-proof.

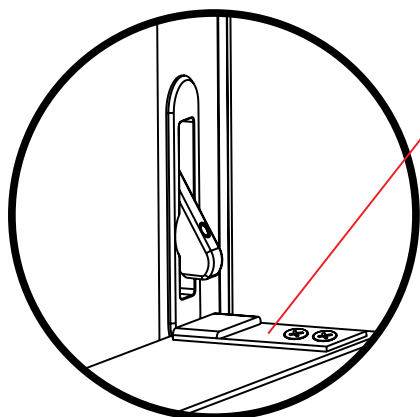
Specifications & installation instructions are supplied as a download from our website.

Supplied as a pair. Quote stock code: ANGELS

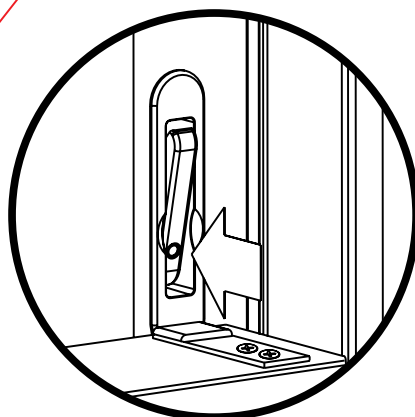
To ensure you have the correct product for your window always call our salesline for advice before purchasing.



Strike plates included



**Unit automatically engages
when window is shut**



Press dot to disengage

PVCu windows

Retrofit version

The Retrofit version is for aftermarket use on PVCu sash windows.



White



In detail...

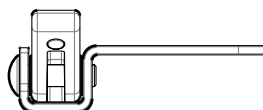

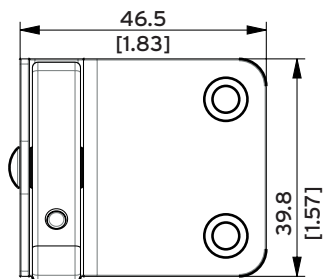
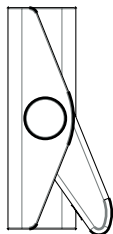
Primarily fitted as an aftermarket device where removal of the sash is difficult.

The Retrofit version is fitted onto the stiles of the top sash - one on either side. The units are single action, so fitting two ensures compliance with ASTM F2090 and BS EN 14351-1:2006.

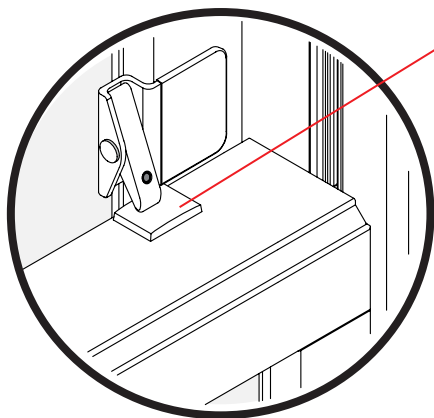
This type can also be installed as a factory-fitted device to avoid interruption of assembly lines. Specifications & installation instructions are supplied as a download from our website.

Supplied as a handed pair. Quote stock code: ANGELRPVCWHT

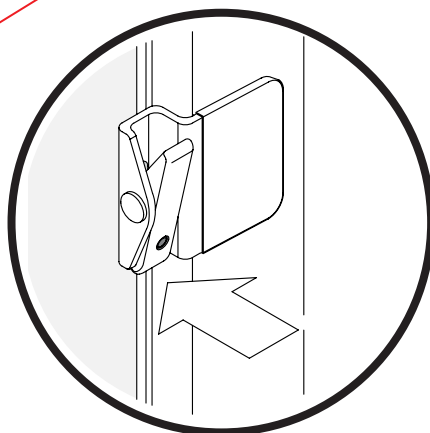
To ensure you have the correct product for your window always call our salesline for advice before purchasing.



Bumpers included



**Unit automatically engages
when window is shut**



Press dot to disengage

PVCu windows

Side Fix version

The Face Fix version is for use on timber and aluminium sash windows.



Brass (PVD)



Chrome



White



Satin Chrome

Antique brass, satin nickel and black versions also available.



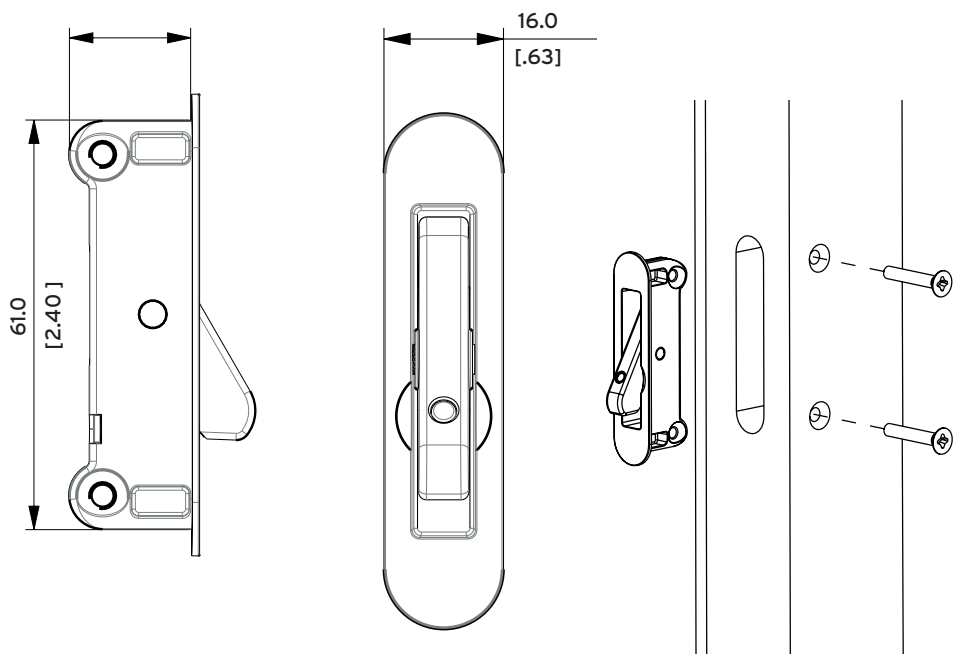
The unit is primarily factory-fitted as removal of the sash is required. However, provided the sashes can be removed easily, the Side Fix version is also suitable for use where the sashes have already been installed. The Side Fix version is fitted into the stiles of the top sash - one on each side.

The units are single action, so fitting two ensures compliance with **ASTM F2090** and **BS EN 14351-1:2006**.

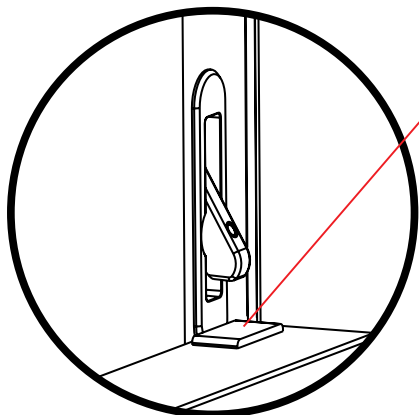
Fixing is through the side of the sash and into the unit. Screw holes are not visible and the units are therefore tamper-proof. Specifications & installation instructions are supplied as a download from our website.

Sidefix is also available in an extended version code: ANGELSX
Sidefix supplied as a pair. Quote stock code: ANGELS

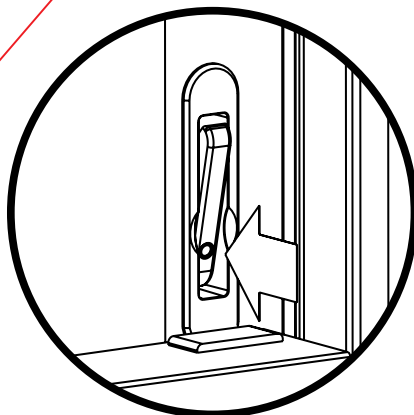
To ensure you have the correct product for your window always call our salesline for advice before purchasing.



Bumpons included



**Unit automatically engages
when window is shut**



Press dot to disengage

Our top ten window safety tips

We have compiled a list of our top ten window safety tips to guide you and your family:

- 1** Never leave young children unattended near open windows
- 2** Teach your children not to play near windows
- 3** Close and lock your windows when children are around
- 4** Only open windows that children cannot reach or windows that are secured with compliant locks
- 5** Keep beds, furniture and anything a child can climb on away from windows
- 6** Do not depend on insect screens to prevent falls, they are not designed for this purpose
- 7** Repair broken windows or nonworking parts as soon as possible
- 8** Open windows from the top, not from the bottom
- 9** Install child safety devices that comply with ASTM F2090 - 08/10/17 and BS EN 14351-1:2006 standards
- 10** Supervise your children as they play

Patent no. PCT/GB09/1526. UK0000261628.
Angel Ventlock® is a trademark of Mighton Products Ltd.



Tel: 01223 497097 | Email: sales@mighton.co.uk
Web: www.angel-ventlock.com

Mighton Products Ltd | Hinxton | Cambridgeshire | CB10 1RG

V4 Modified: 27/06/2023